

AGM USER GUIDE

AGM



convene

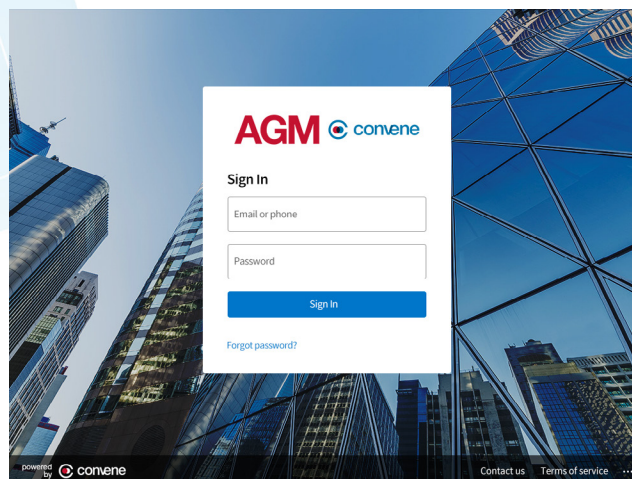


Get Started with AGM@Convene

AGM@Convene is your end-to-end solution empowering virtual and hybrid AGMs that are fully compliant with the latest governance standards and guidelines globally.

To prepare for the AGM, ensure that you:

1. Register your account.
2. Sign in and browse the AGM information.
3. Submit the **Proxy Form** in case you cannot attend the meeting.
4. Submit **Questions** if you have clarifications on the Resolutions.
5. Test the live webcast, to guarantee a smooth experience.



In order to achieve a fast, seamless, and secure eAGM, refer to the [Check Software and Hardware Requirements](#) page.



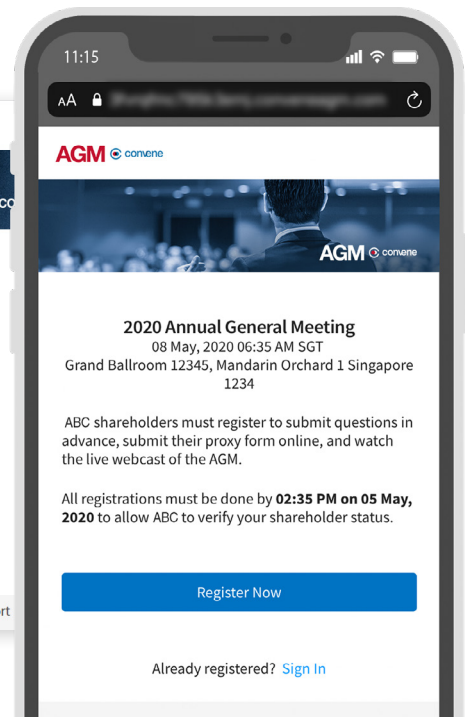
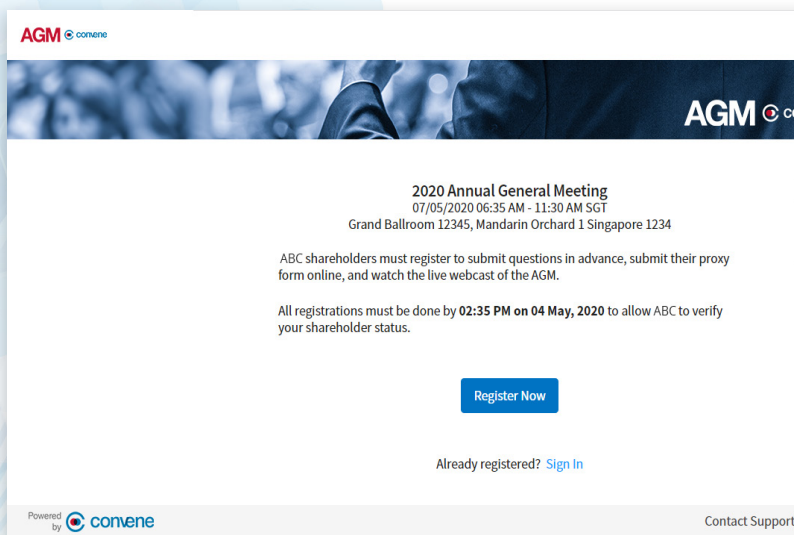
Register for the AGM



Register your Account

In order to access the AGM@Convene, you need to register first to create your account.

1. In the AGM@Convene portal, select the AGM that you will attend to.
2. Select **Register Now**.
3. Fill out the form with the required information and select **Submit Registration**.
4. A confirmation will be displayed after a successful registration.
5. Check your email for the next step.

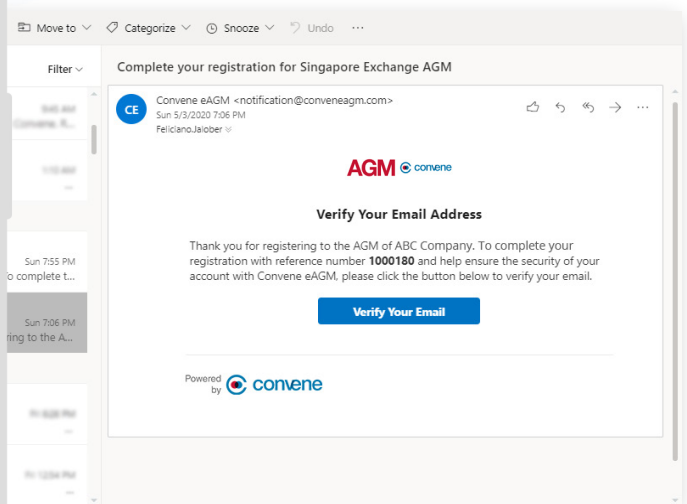
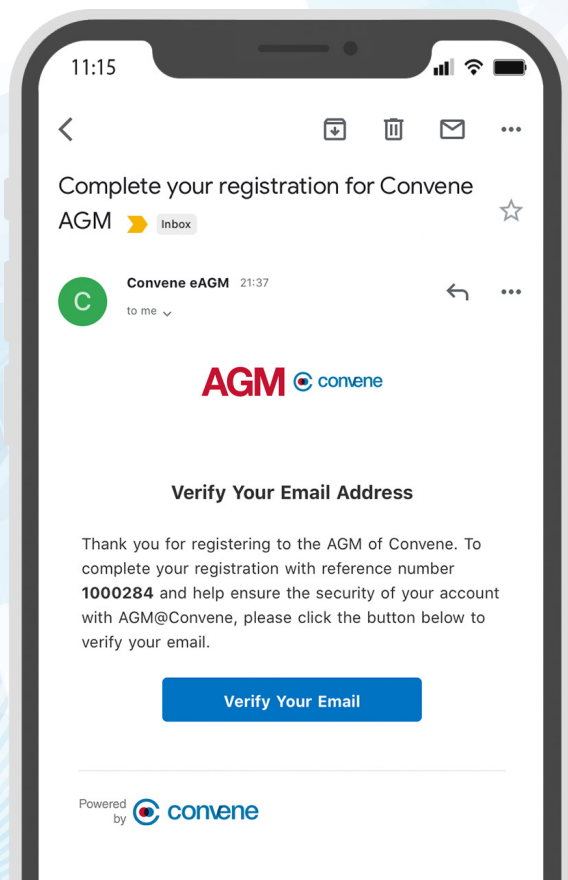




Verify your Email

To complete your registration, you will need to verify your email address.

1. Check your email inbox.
2. Open the email from AGM@Convене.
3. Select **Verify Your Email**.
4. You will be redirected to a new page to create your password.

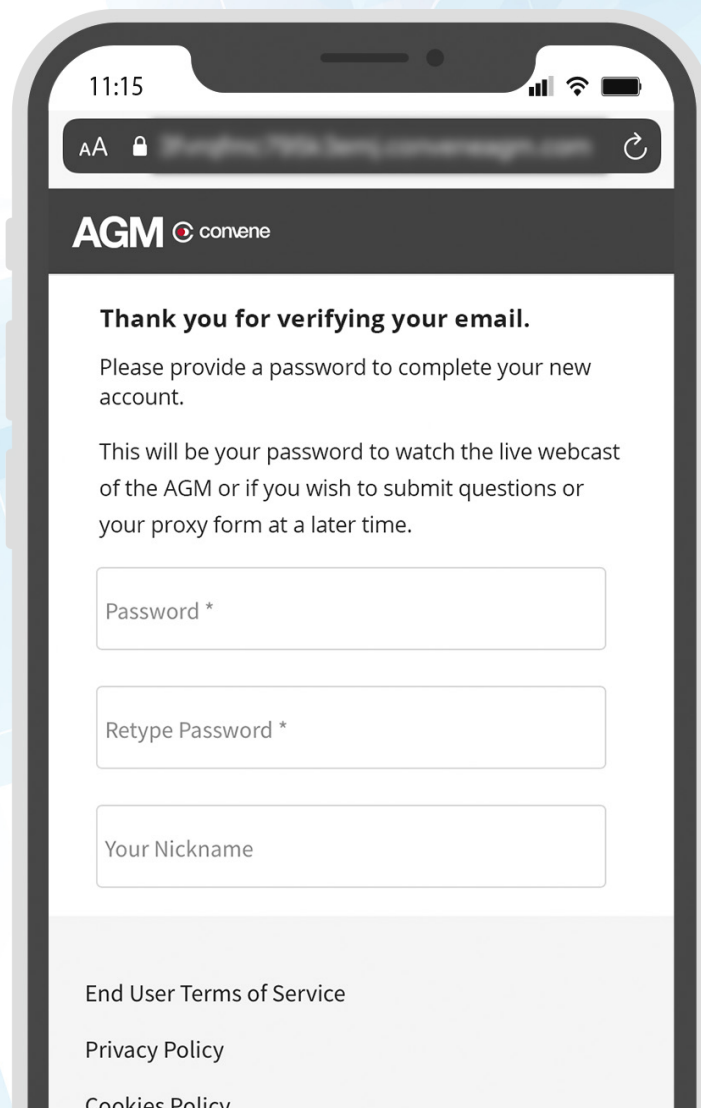




Update your Password

After the email verification, you will be redirected to the AGM@Convene portal to create a password.

1. Enter your chosen password.
2. Retype your password to verify.
3. Click **Continue**.
4. After updating your password, you can sign in with your verified email and new password.

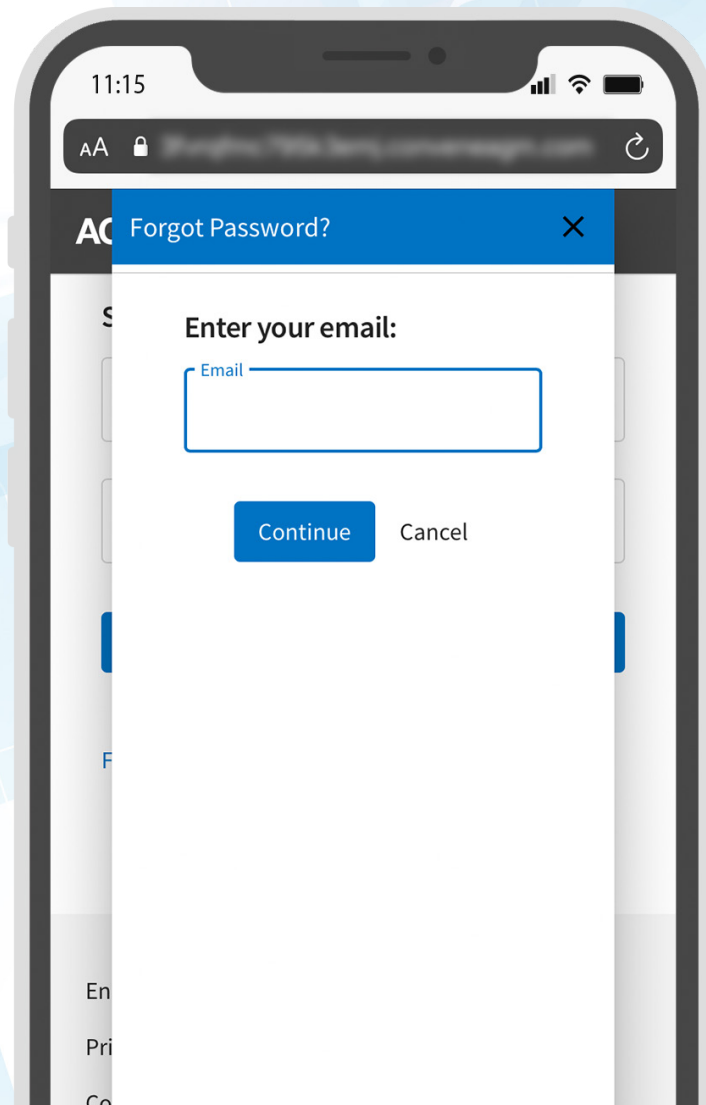




Reset password

In case you have forgotten your password:

1. Select **Forgot Password?**.
2. Enter your email address to receive the password reset instructions.
3. Select **Continue**.
4. Open the email sent by AGM@Convene and click the link to reset your password.





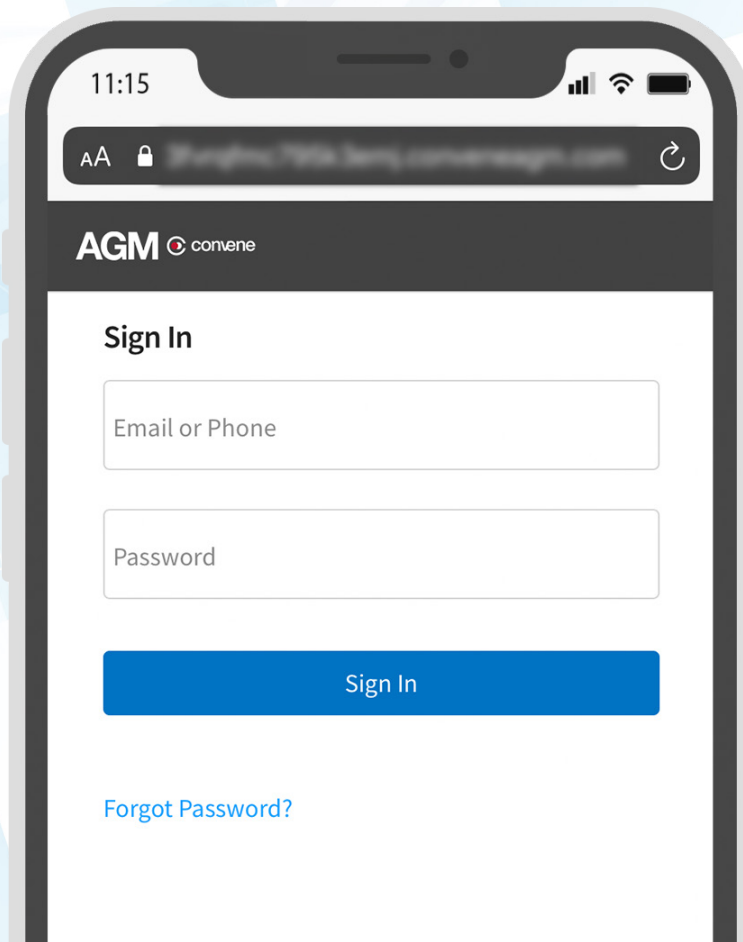
Access the AGM



Sign in to AGM@Convene

Once you have successfully registered, you can always return to the portal to view AGM information and updates.

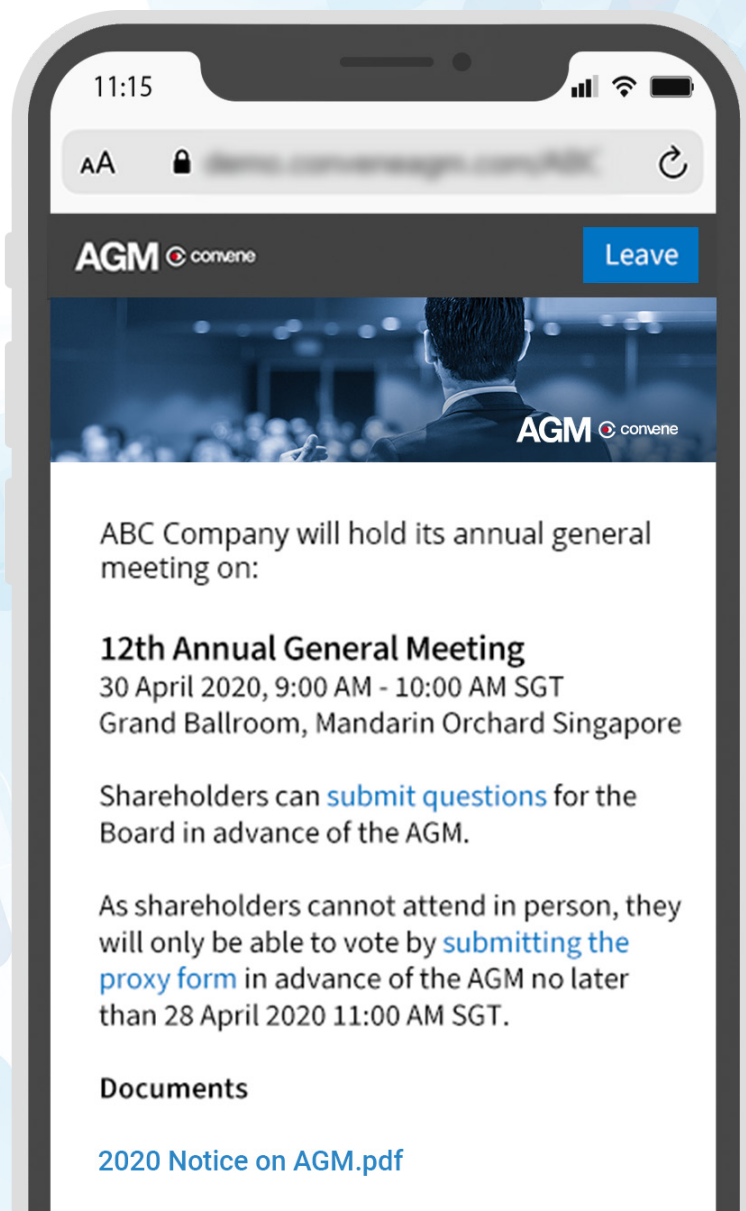
1. Select **Sign In**.
2. Enter your verified Email or Phone and Password.
3. Click **Sign In**.





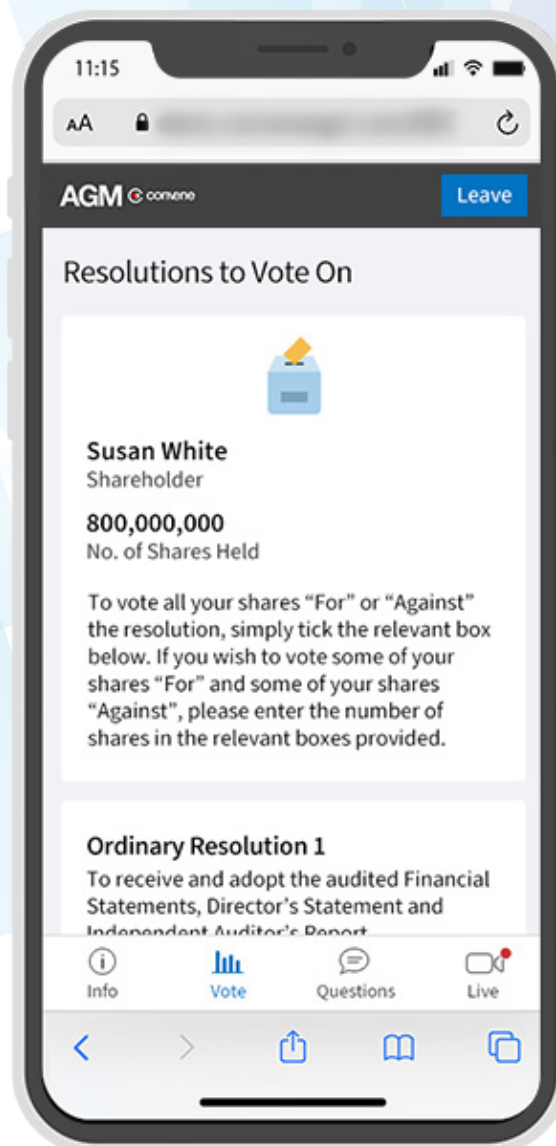
View Notice and AGM Information

After signing in, you will see the Notice of the AGM on the home page, along with the other information and quick links to submit Proxy forms and Questions. You can browse the documents by tapping them.



View Resolutions

To review all the Resolutions for voting prior to AGM, select the **Vote** tab.






Submit Proxy Forms

Shareholders who cannot attend the AGM may still vote by submitting a Proxy Form 72 hours before the AGM starts.

1. Select **Fill Out Proxy Form**.
2. Provide the required details.
3. Select **Continue**.
4. Review the details then select **Submit** to confirm.

AGM 

ABC COMPANY
(Incorporated in Singapore)
(Registration No. 199805196H)

PROXY FORM

*This Proxy Form has been made available on the home page of the Company's corporate website (www.chipengseng.com.sg), SGXNET and the following URL: sg.conveneagm.com/chipengseng. A printed copy of this Proxy Form will **not** be despatched to members of the Company.*

IMPORTANT:

1. Alternative arrangements relating to, amongst other things, questions in advance and voting by proxy at the Company's announcement dated 6 May 2020 which was made on the same day. The announcement and the Notice of Meeting can also be accessed at the home page of the Company's website (www.chipengseng.com.sg).
2. A member will not be able to attend the AGM in person if they do not follow the instructions below for further details.
3. This Proxy Form is not valid for use by CPF and SRS members. It is ineffective for all intents and purposes if used or presented in any other manner.

Name: NRIC / Passport Number / Company Regn. No.:


I/We* of

being a member/members of Chip Eng Seng Corporation Ltd. (the "Company") hereby appoint the **Chairman of the Meeting** as my/our proxy to act on my/our behalf at the Annual General Meeting of the Company, to be held by electronic means on Friday, 29 May 2020 at 10.00 a.m. ("AGM" or the "Meeting") and any adjournment thereof.


The proxy shall vote on the Resolutions set out in the Notice of Annual General Meeting dated 6 May 2020 in accordance with my/our directions as indicated in the Proxy Form.

Confirm Resolutions: Yes No

11:15
08 May, 2020 06:35 AM SGT.

 **Proxy Form**

[Fill Out Proxy Form](#)


 **Submit Questions**


[Submit Questions](#)



Submit Questions in Advance

If you have clarifications before casting your vote, you may submit Questions days before the AGM starts.

1. Select **Submit Questions**.
2. Click Add button  .
3. Enter your question.
4. Select **Submit**.






AGM 

Submit Your Questions

Please select the relevant resolution(s) below and enter your question in the box provided. Once done, press the Submit button at the bottom of the form. The question session for and Ordinary Resolution 1, 3, 5 are closed. Please submit questions for other resolution.


Resolutions

Ordinary Resolution 1


	1	Adoption of the Directors' Statement and the Audited Financial Statements of the Company for the financial year ended 31 December 2019, together with the Auditors' Report thereon
	2	Approval of Directors' fees of S\$198,000 for the financial year ending 31 December 2020, with payment to be made in arrears
	4	Re-election of Mr Kok Nyong Patt as a Director of the Company
	6	Re-appointment of Messrs Nexia TS Public Accountant Corporation as Auditors of the Company and to authorise the Directors to appoint or re-appoint other auditors
	7	Authority to issue shares

General Questions

Enter questions

Powered by 

11:15


AGM 


Submit Your Questions


Please select the relevant resolution(s) below and enter your question in the box provided. Once done, press the Submit button at the bottom of the form.

Resolutions

Ordinary Resolution 1

 1 Adoption of the Directors' Statement and the Audited Financial Statements of the Company for the financial year ended 31 December 2019, together with the Auditors' Report thereon

 2 Approval of Directors' fees of S\$198,000 for the financial year ending 31 December 2020, with payment to be made in arrears

 3 Re-election of Mr Hoon Tai Meng as a Director of the Company



Test the Live Webcast

To ensure that you can clearly view the presentation on the day of the AGM, a recorded video is provided to test your device.

1. Visit this [Test site](#) to open the sample live webcast.
2. Make sure that the volume is not set to 'Mute'.
3. Adjust the volume of your device to a comfortable level.
4. If you are having trouble connecting to the Test site, please refer to the [Check Software and Hardware Requirements](#) page.





Check Software and Hardware Requirements

For Shareholders

Required Equipment

To join the live webcast, it is essential that you are equipped with:

- Desktop or laptop or mobile device with compatible OS
- Speakers and a microphone (built-in or USB plug-in or wireless bluetooth)
- Internet connection (broadband wired, or wireless, either 3G, 4G or LTE)

System Requirements

Recommended Browser Versions

Use a browser that is HTML5-compatible:

- Mozilla Firefox 69 and above
- Safari 12.1.2 and above
- Google Chrome 74 and above

Recommended Bandwidth

- For audio-only sessions: 2 Mbps
- For audio and video: 5 Mbps
- For audio, video, and screen sharing: 8Mbps

Recommended Internet Connection

Connect to the internet using a Local Area Network (LAN) as it is more stable than WIFI.

1. If it doesn't work with the office network, try bypassing the office LAN and use a 4G connection to determine if it's a network port issue.
2. Please do a [speed test](#) to see if it's a network speed issue.
3. If your internet connection is slow, please close other applications that may be downloading in the background.
4. Check if you have other devices connected on the same router that is also consuming additional bandwidth.

Device Requirements

Desktop and Laptop Processor and RAM Requirements

Processor	Dual Core 2Ghz or Higher (i3/ i5/i7 or AMD equivalent)
RAM	8GB

Mobile and Tablet Device Requirements

Device	OS
Apple IOS Tablet - Ipad Mini, Ipad, Ipad Pro	iOS 12 and above
Apple IOS Iphone	iOS 12 and above
Android Tablet	Android 9 Pie and above
Android Mobile Phone	Android 9 Pie and above
Windows Tablet	Windows 10 and above

Notes:

- For Apple iOS devices, it is recommended to use Safari over Chrome.

For Chairman and Panelists (Hosts of AGM)

Required Equipment

As you will be appearing on live webcast, it is essential that you are equipped with:

- Desktop or laptop or tablet device with compatible OS
- Speakers and a microphone (built-in or USB plug-in or wireless bluetooth)
- Camera or video devices, either:
 - Webcam or HD webcam (built-in or USB plug-in)
 - HD cam or HD camcorder with video capture card
- Internet connection (broadband wired, or wireless, either 3G, 4G or LTE)

System Requirements

Recommended Browser Versions

Use a browser that is HTML5-compatible:

- Mozilla Firefox 69 and above
- Safari 12.1.2 and above
- Google Chrome 74 and above

Recommended Bandwidth

The recommended bandwidth for live broadcast to group:

- For audio-only sessions: 2 Mbps
- For audio and video: 5 Mbps
- For audio, video, and screen sharing: 8Mbps

Recommended Internet Connection

Connect to the internet using a Local Area Network (LAN) as it is more stable than WIFI.

1. If it doesn't work with the office network, try bypassing the office LAN and use a 4G connection to determine if it's a network port issue.
2. Please do a [speed test](#) to see if it's a network speed issue.
3. If your internet connection is slow, please close other applications that may be downloading in the background.
4. Check if you have other devices connected on the same router that is also consuming additional bandwidth.

Device Requirements

Desktop and Laptop Processor and RAM Requirements

Processor	Dual Core 2Ghz or Higher (i3/i5/i7 or AMD equivalent)
RAM	8GB

Notes:


- For optimum screen sharing performance on laptops, we recommend a quad core processor or higher. Dual core laptops have a reduced frame rate when screen sharing (around 5 frames per second).
- For desktops and laptops, it is recommended to use Chrome, over Firefox and Safari.

Tablet Device Requirements

Device	OS
Apple IOS Tablet - Ipad Mini, Ipad, Ipad Pro	iOS 12 and above
Android Tablet	Android 9 Pie and above
Windows Tablet	Windows 10 and above

Notes:

- For Windows Tablets, it is recommended to use Chrome over Firefox.



Should you have any questions, comments, or suggestions, please feel free to contact your Account Manager or our Support Team:

support@conveneagm.com

You may also use the live chat at our support page:

<https://www.azeusconvene.com/convene-eagm/support>

Australia Toll Free:

1 800 789 564

France:

+33 9 70 01 98 34

Hong Kong:

+852 2152 3666

New Zealand:

+64 4830 3496

Singapore Toll Free:

800 852 3335

**United Kingdom
Toll Free:**

0 800 088 5517

India Toll Free:

000 800 100 6862

United Arab Emirates:

+971 42482947

Greece:

+30 21 1198 8980

Malaysia Toll Free:

1 800 817 240

Philippines:

+63 921 316 0339

**South Africa
Toll Free:**

0 800 999 371

**United States /
Canada Toll Free:**

1 800 638 0246

Belgium

+32 3 808 01 22

Kenya

+254 20 3892298

Romania

+40 31 630 0283